










































































N120 Port System for Canon System










































	LENS	GEAR	PORT BASE	EXTENSIONS	LENS PORT	OPTIONAL ACCESSORIES
MACRO	Canon EF-S 60mm f2.8 Macro USM	 19521 C60-F	 18211 Compact port base		 18704 Macro port 41  18303 Compact port 15	 25101 M67 Flip diopter holder for M67 macro ports
	Canon MP-E 65mm f/2.8 1-5X	 19539 C65-F	 18211 Compact port base	 18550+18530+18530 Compact port ext. 50+30+30	 18306 Compact port 50 with M67 thread	
	Canon EF 100mm f2.8 Macro USM	 19522 C100-F	 18211 Compact port base		 18702 Macro port 87  18302 Compact port 50	 25101 M67 Flip diopter holder for M67 macro ports
	Canon EF 100mm f/2.8L Macro IS USM	 19523 C100IS-F	 18211 Compact port base	 18530 Compact port extension 30	 18703 Macro port 94  18301 Compact port 30	 25101 M67 Flip diopter holder for M67 macro ports
	Canon EF 180mm f/3.5L Macro USM		 18211 Compact port base	 18530+18540 Compact port ext. 30+40	 18302 Compact port 50	
	Sigma 50mm F2.8 EX DG Macro		 18211 Compact port base	 18520 Compact port extension 20	 18303 Compact port 15	
	Sigma 70mm F2.8 EX DG Macro		 18211 Compact port base	 18550 Compact port extension 50  18530 Compact port extension 30	 18301 Compact port 30  18302 Compact port 50	
	Sigma 105mm F2.8 EX DG OS HSM Macro	 19553 SC105-F		 21130 Extension ring 30 with lock	 18701 Macro port 60	 25101 M67 Flip diopter holder for M67 macro ports

N120 Port System for Canon System

LENS	GEAR	PORT BASE	EXTENSIONS	LENS PORT	OPTIONAL ACCESSORIES
Canon EF-S 18-55mm f/3.5-5.6 IS	 19532 C1855IS-Z	 18211 Compact port base		 18303 Compact port 15	
Canon EF-S 18-55mm f/3.5-5.6 IS STM	 19547 C1855ISSTM-Z	 18211 Compact port base		 18303 Compact port 15	
Canon EF-S 18-135mm f/3.5-5.6 IS	 19524 C18135IS-Z		 21160 Extension ring 60 with lock	 18802 8.5" acrylic dome port	
Canon EF 24mm f/1.4L II USM			 21140 Extension ring 40 with lock	 18802 8.5" acrylic dome port	
Canon EF 24-70mm f/2.8L II USM	 19543 C2470II-Z		 21170 Extension ring 70 with lock	 18802 8.5" acrylic dome port	
Canon EF 24-70mm f/4L IS USM	 19544 C2470f4-Z		 21170 Extension ring 70 with lock	 18802 8.5" acrylic dome port	
Canon EF 24-105mm f/4L IS USM	 19545 C24105-Z		 21170 Extension ring 70 with lock	 18802 8.5" acrylic dome port	
Sigma 17-70mm F2.8-4.5 DC Macro	 19533 SC1770-Z		 21150 Extension ring 50 with lock	 18802 8.5" acrylic dome port	
Sigma 17-70mm F2.8-4 DC Macro OS HSM	 19534 SC1770OS-Z		 21150 Extension ring 50 with lock	 18802 8.5" acrylic dome port	
Sigma 17-70mm F2.8-4 DC Macro OS HSM C	 19540 SC1770OSC-Z		 21140 Extension ring 40 with lock	 18802 8.5" acrylic dome port	
Sigma 18-35mm F1.8 DC HSM A	 19552 SC1835f.18-Z		 21180 Extension ring 80 with lock	 18802 8.5" acrylic dome port	
			 21150+21150 Extension ring 50+50	 18815 250mm optical glass wide angle port II	
			 21180 Extension ring 80 with lock	 18812 230mm optical glass fisheye port II	
			 21180 Extension ring 80 with lock	 18809 (*1) 180mm optical glass wide angle port	



















































STANDARD/ZOOM

N120 Port System for Canon System

LENS	GEAR	PORT BASE	EXTENSIONS	LENS PORT	OPTIONAL ACCESSORIES
<div style="border: 1px solid black; padding: 2px;">Canon EF-S 10-18mm f/4.5-5.6 IS STM</div>	 19549 C1018-Z		 21150 Extension ring 50 with lock	 18802 8.5" acrylic dome port	
			 21150 Extension ring 50 with lock	 18807 250mm optical glass wide angle port	
			 21150 Extension ring 50 with lock	 18812 (*1) 230mm optical glass fisheye port II	
			 21140 Extension ring 40 with lock	 18809 180mm optical glass wide angle port	
<div style="border: 1px solid black; padding: 2px;">Canon EF-S 10-22mm f/3.5-4.5 USM</div>	 19525 C1022-Z		 21160 Extension ring 60 with lock	 18802 8.5" acrylic dome port	
			 21160 Extension ring 60 with lock	 18807 250mm optical glass wide angle port	
			 21160 Extension ring 60 with lock	 18812 (*1) 230mm optical glass fisheye port II	
			 21150 Extension ring 50 with lock	 18809 180mm optical glass wide angle port	
<div style="border: 1px solid black; padding: 2px;">Canon EF 11-24mm f/4L USM</div>	 19550 C1124-Z		 21150* Extension ring 50 with lock <i>*Compatible from SN:A213191 onwards</i>	 18815 (*1) 250mm optical glass wide angle port II	
			 21170* Extension ring 70 with lock <i>*Compatible from SN:A201966 onwards</i>	 18812 230mm optical glass fisheye port II	
			 21271 Extension ring 70 with focus knob for Canon EF 11-24mm f4L USM	 18812 230mm optical glass fisheye port II	
<div style="border: 1px solid black; padding: 2px;">Canon EF 16-35mm f/2.8L II USM</div>	 19551 C1124-F		 21170 Extension ring 70 with lock	 18802 8.5" acrylic dome port	
			 21180 Extension ring 80 with lock	 18807 250mm optical glass wide angle port	
			 21180 Extension ring 80 with lock	 18812 (*1) 230mm optical glass fisheye port II	
			 21170 Extension ring 70 with lock	 18809 180mm optical glass wide angle port	
			 21270 Extension ring 70 with Focus knob	 18802 8.5" acrylic dome port	
 19542 C1635II-F					

















































WIDE/ZOOM

N120 Port System for Canon System

LENS	GEAR	PORT BASE	EXTENSIONS	LENS PORT	OPTIONAL ACCESSORIES
Canon EF 16-35mm f4L IS USM	 19548 C1635f4-Z		 21170 Extension ring 70 with lock		 18802 8.5" acrylic dome port
	 19560 C1635f4-F		 21180 Extension ring 80 with lock		 18807 250mm optical glass wide angle port
Canon EF 16-35mm f/2.8L III USM		 19554 C1635III-Z		 21180 Extension ring 80 with lock	
	 19555 C1635III-F	 21170 Extension ring 70 with lock		 18809 180mm optical glass wide angle port	
Canon EF 17-40mm f/4L USM		 19528 C1740-Z		 21271 Extension ring 70 w/ knob for Canon EF 11-24mm f4L USM	
	 21190 Extension ring 90 with lock			 18802 8.5" acrylic dome port	
Sigma 8-16mm F4.5-5.6 DC HSM	 19536 SC816-Z		 21190 Extension ring 90 with lock		 18815 250mm optical glass wide angle port II
			 21190 Extension ring 90 with lock		 18812 (*1) 230mm optical glass fisheye port II
Sigma 12-24mm F4 DG HSM Art	 19556 SC1224A-Z		 21180 Extension ring 80 with lock		 18809 180mm optical glass wide angle port
			 21271 + 21120 Extension ring 70 w/ knob for Canon EF 11-24mm f4L USM + Extension ring 20 with lock		 18812 (*1) 230mm optical glass fisheye port II
Sigma 8-16mm F4.5-5.6 DC HSM	 19536 SC816-Z		 21150 Extension ring 50 with lock		 18802 8.5" acrylic dome port
			 21170 Extension ring 70 with lock		 18807 250mm optical glass wide angle port
Sigma 12-24mm F4 DG HSM Art	 19556 SC1224A-Z		 21170 Extension ring 70 with lock		 18812 (*1) 230mm optical glass fisheye port II
			 21160 Extension ring 60 with lock		 18809 180mm optical glass wide angle port
Sigma 8-16mm F4.5-5.6 DC HSM	 19536 SC816-Z		 21150 Extension ring 50 with lock		 18802 8.5" acrylic dome port
			 21150 Extension ring 50 with lock		 18807 250mm optical glass wide angle port
Sigma 12-24mm F4 DG HSM Art	 19556 SC1224A-Z		 21150 Extension ring 50 with lock		 18812 (*1) 230mm optical glass fisheye port II
			 21140 Extension ring 40 with lock		 18809 180mm optical glass wide angle port
Sigma 12-24mm F4 DG HSM Art	 19556 SC1224A-Z		 21160* Extension ring 60 with lock <i>*Compatible from SN:A143566 onwards</i>		 18812 (*1) 230mm optical glass fisheye port II
			 21150* Extension ring 50 with lock <i>*Compatible from SN:A213191 onwards</i>		 18815 250mm optical glass wide angle port II












































WIDE/ZOOM

N120 Port System for Canon System

LENS	GEAR	PORT BASE	EXTENSIONS	LENS PORT	OPTIONAL ACCESSORIES
Sigma 10-20mm F4-5.6 EX DC HSM	 19535 SC1020-Z	---	 21150 Extension ring 50 with lock	 18802 8.5" acrylic dome port	
			 21150 Extension ring 50 with lock	 18807 250mm optical glass wide angle port	
			 21150 Extension ring 50 with lock	 18812 (*1) 230mm optical glass fisheye port II	
			 21140 Extension ring 40 with lock	 18809 180mm optical glass wide angle port	
Sigma 20mm F1.4 DG HSM A	---	---	 21170 Extension ring 70 with lock	 18802 8.5" acrylic dome port	
			 21170 Extension ring 70 with lock	 18815 250mm optical glass wide angle port II	
			 21170 Extension ring 70 with lock	 18812 (*1) 230mm optical glass fisheye port II	
			 21160 Extension ring 60 with lock	 18809 180mm optical glass wide angle port	
Tokina AT-X 116 PRO DX AF 11-16mm f/2.8	 19530 TC1116-Z	---	 21160 Extension ring 60 with lock	 18802 8.5" acrylic dome port	
			 21160 Extension ring 60 with lock	 18807 250mm optical glass wide angle port	
			 21160 Extension ring 60 with lock	 18812 (*1) 230mm optical glass fisheye port II	
			 21160 Extension ring 60 with lock	 18809 180mm optical glass wide angle port	
Tokina AT-X 124 AF PRO DX AF 12-24mm f/4	 19531 TC1224-Z	---	 21150 Extension ring 50 with lock	 18802 8.5" acrylic dome port	
			 21160 Extension ring 60 with lock	 18807 250mm optical glass wide angle port	
			 21160 Extension ring 60 with lock	 18812 (*1) 230mm optical glass fisheye port II	
			 21160 Extension ring 60 with lock	 18809 180mm optical glass wide angle port	
Zeiss Distagon T* 2.8/15 ZE	 16319 ZC15-F	---	 21155* Extension ring 55 with lock <i>*Compatible from SN:A055053 onwards</i>	 18812 230mm optical glass fisheye port II	
Zeiss Milvus 2.8/18 ZE	 16329 ZMC-F	---	 21150 Extension ring 50 with lock	 18812 230mm optical glass fisheye port II	
			 21150 Extension ring 50 with lock	 18809 180mm optical glass wide angle port	
Zeiss Milvus 2.8/21 ZE	 16329 ZMC-F	---	 21150 Extension ring 50 with lock	 18812 230mm optical glass fisheye port II	
			 21150 Extension ring 50 with lock	 18809 180mm optical glass wide angle port	

WIDE/ZOOM

N120 Port System for Canon System

LENS	GEAR	PORT BASE	EXTENSIONS	LENS PORT	OPTIONAL ACCESSORIES
Canon EF 8-15mm f/4L Fisheye USM	 19537 C815-Z	---	 21130 Extension ring 30 with lock	 18802 8.5" acrylic dome port	***Remove shade when used on a full frame camera
			 21130 Extension ring 30 with lock	 18812 230mm optical glass fisheye port II	***Remove shade when used on a full frame camera
			 21130 Extension ring 30 with lock	 18811 (*1) N120 140mm optical glass fisheye port with removable shade	***Remove shade when used on a full frame camera
Canon EF 8-15mm f/4L Fisheye USM with Kenko 1.4x Teleplus Pro 300 DGX	 19541 C815-F	---	 21230 Extension ring 30 with Focus knob	 18802 8.5" acrylic dome port	***Remove shade when used on a full frame camera
			 21150 Extension ring 50 with lock	 18802 8.5" acrylic dome port	
				 21150 Extension ring 50 with lock	 18812 230mm optical glass fisheye port II
Canon EF 15mm f/2.8 Fisheye	 19538 C815-Z+1.4	---	 21150 Extension ring 50 with lock	 18811 (*1) N120 140mm optical glass fisheye port with removable shade	
			 21110 Extension ring 10 with screws	 18802 8.5" acrylic dome port	
				 21110 Extension ring 10 with screws	 18802 8.5" acrylic dome port
Sigma 10mm F2.8 EX DC HSM Fisheye	 19546 SC15-F	---	---	 18802 8.5" acrylic dome port	
Sigma 15mm F2.8 EX DG Diagonal Fisheye				 18812 230mm optical glass fisheye port II	
				 18811 (*1) N120 140mm optical glass fisheye port	
Tokina AT-X 107 AF DX Fisheye AF 10-17mm f/3.5-4.5	 19529 TC1017-Z	---	 21120 Extension ring 20 with lock	 18804 4.33" acrylic dome port For Tokina 10-17 Lens	
	 21120 Extension ring 20 with lock			 18802 8.5" acrylic dome port	
	 21110 Extension ring 10 with screws			 18812 230mm optical glass fisheye port II	
Tokina AT-X 107 AF DX Fisheye with Kenko 1.4x Teleplus Pro 300 DGX	 19629 TC1017-Z+1.4	---	 21110 Extension ring 10 with screws	 18811 (*1) N120 140mm optical glass fisheye port	
			 21120 Extension ring 20 with lock	 18804 4.33" acrylic dome port For Tokina 10-17 Lens	
			 21140 Extension ring 40 with lock	 18802 8.5" acrylic dome port	
			 21140 Extension ring 40 with lock	 18812 230mm optical glass fisheye port II	
			 21130 Extension ring 30 with lock	 18811 (*1) N120 140mm optical glass fisheye port	

FISHEYE/ZOOM